

City of Takoma Park COVID-19 Fund Update



City of Takoma Park

Update on COVID-19 Fund
Assistance to
Residents and Businesses

Presented by:

- Grayce Wiggins, Housing Manager
- Samira Cook Gaines, Economic Development Manager

Housing Division – Update – COVID-19 Plan

- Estimated 20,000 households are delinquent in rent payments in Montgomery County
- State of Maryland and Montgomery County Department of Housing and Community Affairs are primary sources of funding
- City of Takoma Park's COVID-19 funding will supplement these funds
 - Ability to maintain rent moving forward



Housing Division – Update – COVID-19 Plan

- **Administrative Orders**
 - Resumption and Eviction Orders – State of Maryland Judiciary
 - Timelines – Phase III of re-opening
 - Montgomery County - Civil Matters scheduled for dockets beginning on or after August 31, 2020 for civil proceedings postponed – 3/16/2020 – 7/20/2020



Housing Division – Update – COVID-19 Plan

Housing Division – COVID-19 Plan

Addressing the needs of renters and homeowners

- ❑ **Programs to assist renters**
 - ▶ Expansion of Emergency Financial Assistance administered by Ministries United Silver Spring Takoma Park
 - ▶ Eviction prevention (money to stop eviction actions filed in court)
 - ▶ Prescription assistance
 - ▶ Food
 - ▶ Utility disconnections

- ❑ **Creation of Rental Assistance Program to assist families who need financial support to remain on track**



Housing Division – Update – COVID-19 Plan

Housing Division – COVID-19 Plan

Programs to assist homeowners

- ▶ Assistance to Condominium Communities - assist in sustaining essential community needs
- ▶ Assistance to Homeowners with non-federally backed mortgages

Assistance with Personal Protective Equipment (reusable face masks, gloves, sanitizers)



Housing Division – Update COVID-19 Plan

- Expansion of Emergency Financial Assistance
 - ▷ Administered by MUSST - \$10,000
- Creation of Rental Assistance Program
 - ▷ Administered by MUSST - \$150,000
 - ▷ Up to three (3) months - \$200 a month (250 beneficiaries based on prior years)
- Assistance to Condominium Communities – HOA Fees
 - ▷ \$30,000 to assist in sustaining essential community needs
- Assistance to Homeowners with non-federally backed mortgages
 - ▷ \$50,000 – low to moderate income households
- Assistance with Personal Protective Equipment (reusable face masks; gloves, sanitizers)
 - ▷ \$50,000



Shared Resources & Webinars





Economic Development - COVID-19 Spending Update

RESPONSE

- Citywide Small Business Mini-Grant Program
 - ▷ Final grant awards - \$105,000 (Complete)
 - ▷ Direct financial assistance to 92 businesses
 - ▷ Outreach and Funding Info to 556 businesses

REBUILD

- Healthy Business Program - \$50,000 Orig. Est.
- \$67,000 current, Estimated \$30k-\$40 for Rnd. 2
 - ▷ Assistance with PPE (masks, gloves, sanitizers) ↑
 - ▷ Disinfecting & Cleaning ↑
 - ▷ Public Health Signage
 - ▷ Virus Testing for Staff ↓

REBUILD continued

- Small Business Tech. Assist - \$50,000 Orig. Est.
 - ▷ Business Model Changes
 - ▷ Operation Improvement
 - ▷ Marketing and Sales
 - ▷ Financial Assistance
- Additional Assistance - \$50,000 Orig. Est.
 - ▷ Inventory and Equipment
 - ▷ Exit Strategies
 - ▷ Evictions
 - ▷ Legal

Economic Development – Workforce Development

REBUILD continued

■ Workforce Development - \$25,000


Addressing barriers to getting and keeping employment

- ▶ Training and Certification
- ▶ Employment Coaching and Counseling
- ▶ Job Readiness






Healthy Business Grant Program: Applicants



61

Applicants Received



57

Eligible Applicants



38

Applicants Awarded
(\$46,000 Estimated Total)



430

Employees



14 Average Years in
Business



\$255,500
Estimated Need



Healthy Business Grant Program: Applicant Need

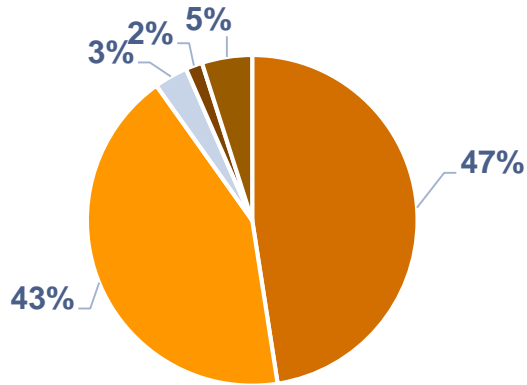


61 Applications Received

Healthy Business Grant Program: Applicants

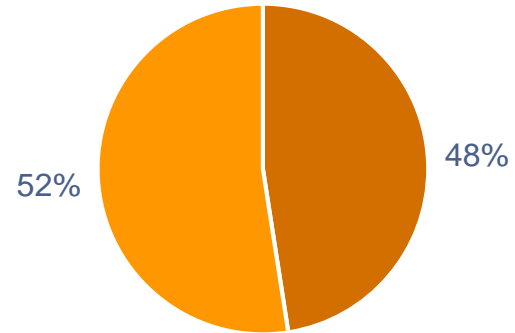
City Location

■ OTBA ■ CDA ■ Flower/Erie ■ NH Ave/Sligo ■ N/A



61 Applications Received

Mini-Grant Awarded

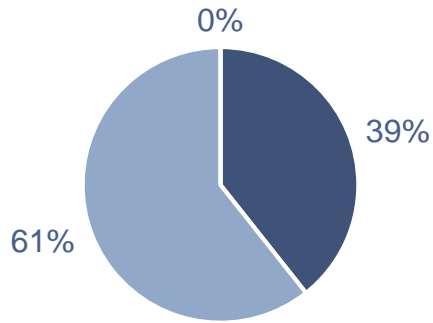


■ No ■ Yes



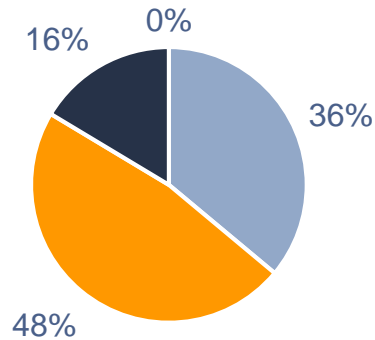
Healthy Business Grant Program: Demographics

Gender



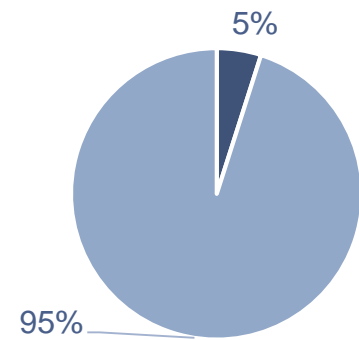
■ Man ■ Woman ■ Non-Binary

Age



■ 18-24 ■ 25-44 ■ 45-64 ■ 65+

Physical Disability



■ Yes ■ No



Healthy Business Grant Program: Demographics

Race

