









# Exclusive Snap-On Light Trespass Shields for GreenCobra™ LED Street Lights

Leotek's snap-on shields may be purchased in either sets or individually and for either field or factory installation. The shields are universal and interchangeable between GCJ (one shield), GCM (two shields) and GCL (four shields) which simplifies stocking and installation logistics. Shields fit completely inside the housing profile and can be easily field installed.

Snap-on Front Side Shield (FSS)	Snap-on House Side Shield (HSS)	Snap-on Cul-de-Sac Shield (CSS)
		
 <b>Front Side Shield</b>	 <b>House Side Shield</b>	 <b>Cul-de-Sac Shield</b>

With Shield: ■ Without Shield: ■

All of Leotek's Universal Light Trespass Shields Allow for Easy Snap-on Installation for GCJ, GCM and GCL Models



**GCJ**  
1 Shield Required



**GCM**  
2 Shields Required




**GCL**  
4 Shields Required

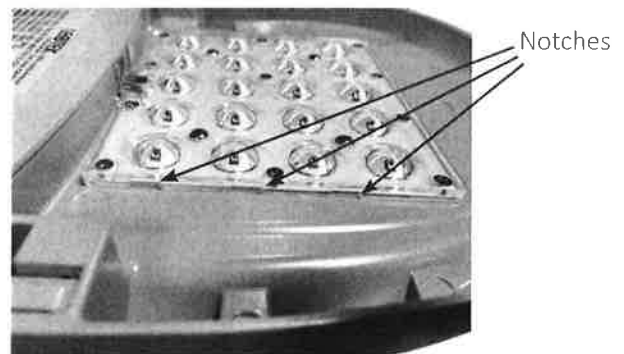
# GreenCobra™ Snap-On Light Trespass Shield Installation

All of Leotek's Universal Light Trespass Shields for GCJ, GCM and GCL Models Allow for Easy Snap-on Installation in the field.

Each shield, regardless of type, has clips along both edges.



Align the clips with the corresponding notches along the edges of the GreenCobra Light Engine.



Angle the shield so that the clips along one edge slide into the notches, then lower the other edge and snap the shield snugly into place. Shields are designed so they can only align with the notches and snap into place if they are correctly oriented.

